



UNIVERSITY OF
TORONTO

<https://www.utsc.utoronto.ca/ability/>
<https://www.utm.utoronto.ca/accessibility/>
www.accessibility.utoronto.ca

Accommodation Calculation Document

See different scenarios outlined below of how accommodations applied

KEY

■ 1.25 time
 ■ 1.33 time
 ■ 1.50 time
 ■ 1.75 time
 ■ 2.0 time

For Timed online exercise/quiz/test/exam of less than 24 hours duration

Take the extra time multiplier (for e.g. 1.25) plus add any break time listed on the letter to arrive at the total time to be given to the student by which time they must complete the test.

- For **1.25 time** add 25% extra time
- For **1.33 time** add 33% extra time
- For **1.50 time** add 50% extra time
- For **1.75 time** add 75% extra time
- For **2.0 time** add 100 % extra time

Note: For students writing in the Eastern Standard Time zone, the extra time accommodations for evening exams must be applied to the front end of the exam to ensure that students are able to complete their exams by 10PM.

Breaks

Where the break time is indicated to be 30 minutes, add thirty minutes to the time multiplier above.

Where the break time is indicated to be 60 minutes, add 60 minutes to the time multiplier above.

Where the break time is indicated to be 90 minutes, add 90 minutes to the time multiplier above.

Where the break time is indicated to be 5, 10 or 15 minutes every prescribed period, for all amounts indicated in this type of break time, add 60 minutes total to time multiplier above.

For Take Homes of 24 hours in Duration






(examples given are for a Take home that starts on a Monday - if it starts on a different day of the week, just move the due date accordingly to allow for the extra time)

The table on the next page assumes that the additional days beyond the first 24 hours start at 9 a.m. for a maximum of 10 hours per day. Hours needed to apply the extra time beyond the first extra 10 hours are applied to the next day and so on.

Time	Original 24 hours (9 a.m Mon to 9 a.m Tues)	# of extra Hours (total with 60 min, breaks included)	Tues	Wed	Thu
1.25	24 hours	+ 7 hours	9 a.m +7 Due at 4 p.m. Tues		
1.33	24 hours	+ 9 hours	9 a.m +9 Due at 6 p.m.		
1.50	24 hours	+ 13 hours	9 a.m +13 (10 hours)	(3 hours) Due 12 noon Wed	
1.75	24 hours	+ 19 hours	9 a.m +19 (10 hours)	(9 hours) Due 6 p.m. Wed	
2.0	24 hours	+ 25 hours	9 a.m +25 (10 hours)	(10 hours)	(5 hours) Due 2 p.m. Thu

For Take Homes Where the Stated Assignment Time to Complete is Greater than 48 hours (including 3 day, 4 day, 5 day 6 day, 1 week and beyond)

***** (Students will receive their extended/extra time but not break time. Breaks are not added in the official calculations as students can pace their own breaks throughout the additional writing time available to them since they have several days to complete work)

 <p>For 1.25 time (25% extra) = 1.75 extra days (round up to 2 days to allow for submission during regular wake time hours)</p>	 <p>For 1.33 time (33% extra) = 2.31 extra days (round up to 3 days to allow for submission during regular wake time hours)</p>	 <p>For 1.50 time (50% extra) = 3.5 extra days</p>	 <p>For 1.75 time (75% extra) = 5.25 extra days</p>	 <p>For 2.0 time (100% extra) = 7 extra days</p>
--	--	---	--	---

Note re: time shift accommodations (reference to ATS relates to St. George only)

Where the student has as an accommodation of a particular time start (for e.g. 11 a.m., 12 noon) ATS will deal with this with tests shorter than 24 hours. This may have to be calculated on a case by case basis for other types of assessments (take homes of 24 hours or more or longer) keeping in mind that the student has many additional hours to complete the test and may or may not be worried about the start time as much given the extra time and their ability to flex when they work on it within the 24 hour day which may work for them and as such, not require the test start time to be officially altered.